



Owls class daily schedule

Thrilling
Thursday

[Please try and log in to Reflex and Spelling Shed every day!](#)

[Try and practise your handwriting here regularly too: https://alverton.eschools.co.uk/website/handwriting/461461](https://alverton.eschools.co.uk/website/handwriting/461461)

Reading: Continue to read for at least 10 minutes every day and talk to an adult about any words that you don't know. Add any new words to your new vocabulary list. Check out https://alverton.eschools.co.uk/website/reading_resources/462727 for lots of ideas including e-books and comics that you can read online!

Phonics & Spelling: Choose a game from <https://new.phonicsplay.co.uk/> **username:** march20 and **password:** home OR <https://www.ictgames.com/mobilePage/literacy.html> OR LOOK HERE <https://www.bbc.co.uk/bitesize/topics/zcqqtftr> OR HERE <https://www.phonicsbloom.com> **YOU CAN PRACTISE ALL YOUR SOUNDS HERE:** <https://www.teachyourmonstertoread.com/digital-flashcards> **AND YOUR COMMON EXCEPTION WORDS HERE:** <https://www.ictgames.com/littleBirdSpelling/>

English:

Today you going to practise writing **expanded noun phrases** – these are just sentences which have at least one (but better if there's two!) **adjectives** (describing words) to describe the **noun** (person, place or thing). Have a look at the example below and then try writing your own – you can use the word banks to help you. Remember that you don't need to start every sentence with "the shark" – you can use "he had" for some sentences so they don't all look the same!

Bonus Challenge: try linking some of your sentences together with the **conjunction (joining word) and**. Remember to only use it once in a sentence!

Maths: We are using the White Rose maths resources. We have a school subscription so we can continue to access the worksheets – I will add these all to our page at the beginning of the week. Today we are on Summer **Week 10/Lesson 4**. Click on the links below for each year group.

<https://whiterosemaths.com/homelearning/year-1/>

<https://whiterosemaths.com/homelearning/year-2/>

DT: Use recycled materials from your home to create a sea creature! There are some examples below – what will you choose to make? Don't forget to send a picture!

Bonus challenge: can you make a creature that actually floats in water?

Get Moving: Aim for **at least** half an hour of activity every day (but preferably much more than that!) If you've got any good ideas to share with the class then please let me know!

Writing Expanded Noun Phrases

An expanded noun phrase is a sentence that contains a noun and a word (adjective) to describe the noun.

adjective adjective noun
The shark had big, sad eyes.

adjective adjective noun
He had a wide, gummy mouth.

Now try and write some of your own, remember start some of your sentences with 'he had'...

Eyes



Fin





Mouth





Body



dangerous	pointy	streamlined	triangular
 deadly	lurking	arrow-shaped	lethal
 spiked	sharp	huge	pointed

gummy	ridiculous	pitiful	funny
 terrible	absurd	toothless	tragic
 useless	bizarre	sorry	helpless

dark	miserable	hollow	tearful
 gloomy	black	sorrowful	deep
 empty	watchful	sad	unhappy

enormous	rugged	terrifying	sizeable
 ugly	scary	brutish	jagged
 massive	rough	threatening	ferocious

