



Science Sound Challenge **Tuesday**

Your challenge:

To create a poster about sound. Using the information below and the links to help you, think of a creative way to present the information. Make sure you include:

- Title
- Headings
- Information boxes
- Labelled diagrams
- Box for key vocabulary

Here is a useful link to help with research:

<https://www.bbc.co.uk/bitesize/topics/zgffr82>

Make sure its colourful and you check your handwriting and spelling.

Key Vocabulary

ear – the organ used to hear

noise – a sound – usually unwanted or unpleasant

pinnae – the outside flaps of the ear which help 'catch' the vibrations

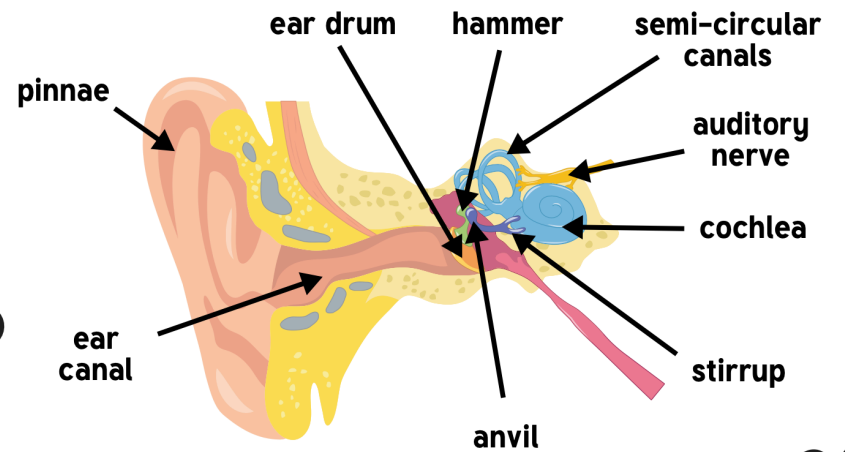
pitch – how high or low a sound is

sound – vibrations that travel through the air and other mediums and can be heard

vibration – very quick movements

volume – how loud or quiet a sound is

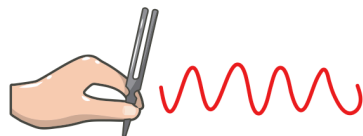
The Ear



Sounds

Sounds are made when objects **vibrate**. The vibration makes the air around vibrate, and the air vibrations enter your ear. You hear them as sounds.

You cannot always see the vibrations, but if something is making a sound, some part of it is always vibrating.



ART CHALLENGE

Your challenge:


Using the helpful videos from Artists/teacher Shoo Rayner, we would like you to complete some of his drawing videos - giving it your best go. Remember no ones drawing will look the same, which is what makes them special!

There are some Christmas themed videos as well as loads of others to choose from! Have fun and maybe take some photos to show us!


Here is the link to Shoo Rayner's website, where you can find his easy to follow and fun drawing videos.



[https://
www.shoorayner.
com](https://www.shoorayner.com)



Learn
to draw
Stuff!



Here is what you will need:

