

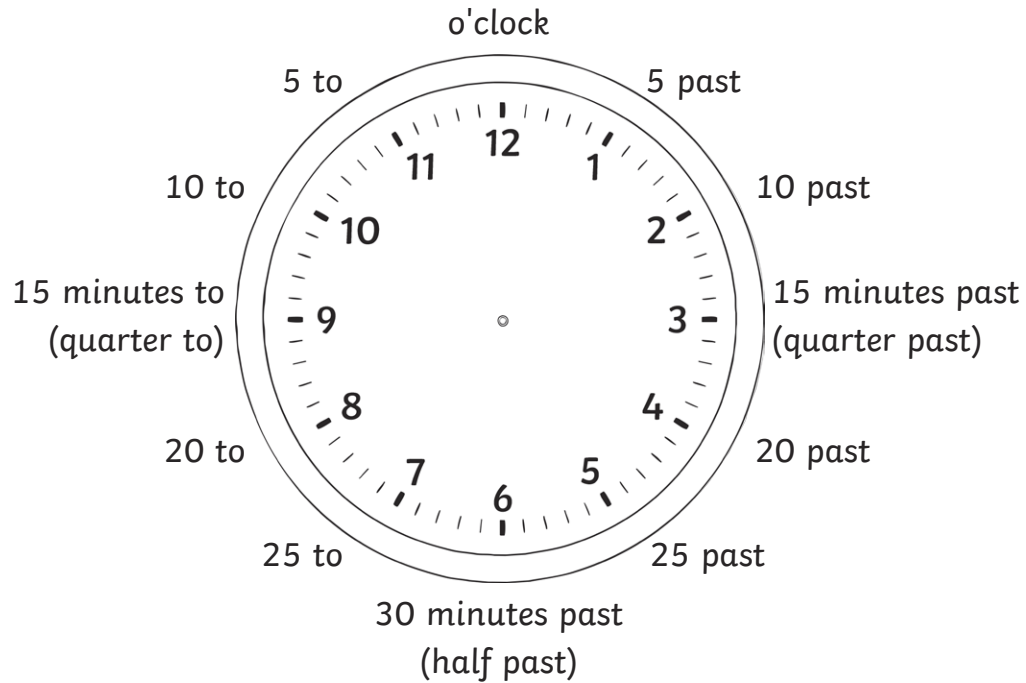


Telling the Time in Five-Minute Intervals


I can tell and write the time in 5-minute intervals.




- 1) Write the time shown underneath each clock. Use this labelled clock to help.




a)



b)




c)







d)




e)



f)




g)




2) Draw hands on each clock to show the time.

a)




quarter to 6

b)



5 to 9


c)



20 past 11




d)



10 to 5






e)



25 past 12



Telling the Time in Five-Minute Intervals **Answers**

Question	Answer
1.	Write the time shown underneath each clock.
a.	<i>5 past 6</i>
b.	<i>20 to 2</i>
c.	<i>25 past 10</i>
d.	<i>quarter to 4</i>
e.	<i>10 past 7</i>
f.	<i>25 to 11</i>
g.	<i>20 past 9</i>
2.	Draw hands on each clock to show the time.
a.	
c.	
e.	
b.	
d.	

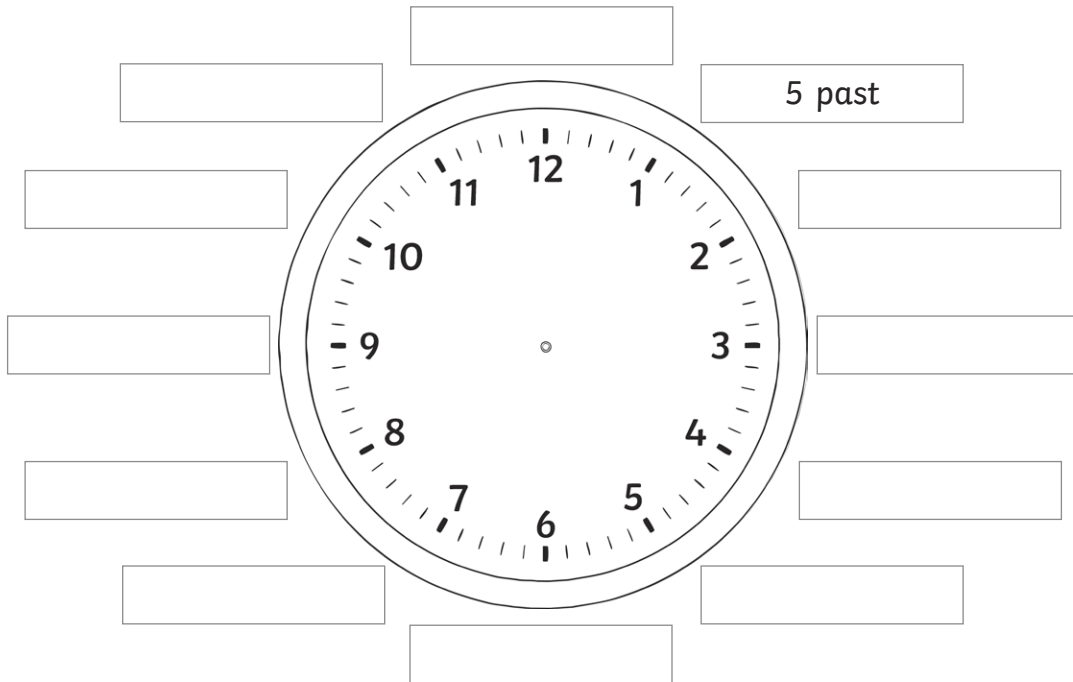


Telling the Time in Five-Minute Intervals

I can tell and write the time in 5-minute intervals.




- 1) Label the outside of this clock to help you to tell the time in 5-minute intervals. The first one has been done for you.




- 2) Write the time shown underneath each clock.


a)



b)




c)







d)




e)




f)



g)




h)




3) Draw hands on each clock to show the time.

a)




5 past 3

b)



quarter to 6


c)



25 to 5




d)




20 past 2

e)



10 to 11






f)



25 past 4



Telling the Time in Five-Minute Intervals **Answers**

Question	Answer
1.	Clock face labelled correctly with 5-minute intervals.
2.	Write the time shown underneath each clock.
a.	<i>5 past 7</i>
b.	<i>10 to 6</i>
c.	<i>25 past 1</i>
d.	<i>5 to 10</i>
e.	<i>quarter past 4</i>
f.	<i>25 to 1</i>
g.	<i>10 past 7</i>
h.	<i>20 to 12</i>
3.	Draw hands on each clock to show the time.
a.	b. 
c. 	d. 
e. 	f. 




Telling the Time in Five-Minute Intervals

I can tell and write the time in 5-minute intervals.




1) Write the time shown underneath each clock.


a)




b)




c)




d)



e)




f)






g)




h)




2) Draw hands on each clock to show the time.

a)




quarter to 3

b)




5 past 8

c)




20 past 5

d)




5 to 2

e)



25 past 11

f)





10 to 1



3) Answer each question by drawing hands on the clock and writing the time underneath.



a) This is the time now:

What time will it be in 5 minutes?



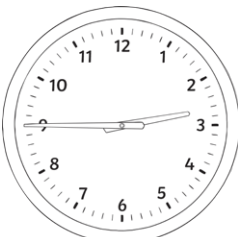





b) This is the time now:

What time will it be in 20 minutes?







Telling the Time in Five-Minute Intervals **Answers**

Question	Answer
1.	Write the time shown underneath each clock.
a.	<i>10 to 7</i>
b.	<i>5 past 6</i>
c.	<i>5 to 2</i>
d.	<i>25 past 10</i>
e.	<i>25 to 4</i>
f.	<i>quarter past 12</i>
g.	<i>20 to 7</i>
h.	<i>10 past 11</i>
2	Draw hands on each clock to show the time.
a.	b.  
c.	d.  
e.	f.  



Telling the Time in Five-Minute Intervals **Answers**

Question	Answer
3.	Answer each question by drawing hands on the clock and writing the time underneath.
a.  <i>10 past 4</i>	b.  <i>quarter to 10</i>