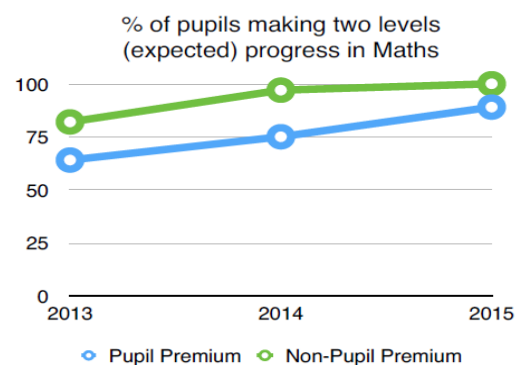
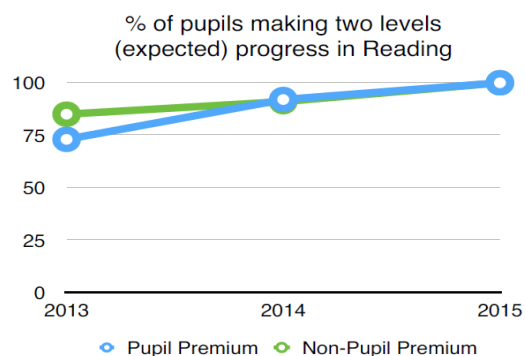


Outcomes Key Stage 2

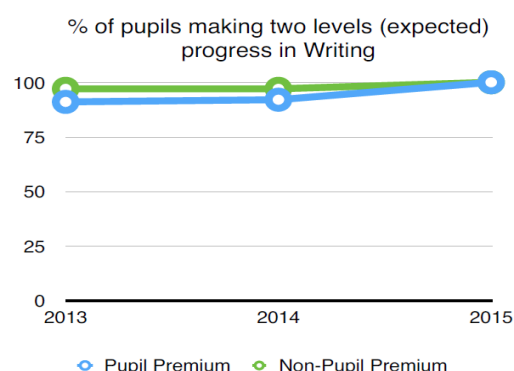
	2013	2014	2015
% of pupils making 2 levels (expected) progress in Maths FSM or CLA	64	75	89
% of pupils making 2 levels (expected) Progress in Maths non FSM or CLA	82	97	100



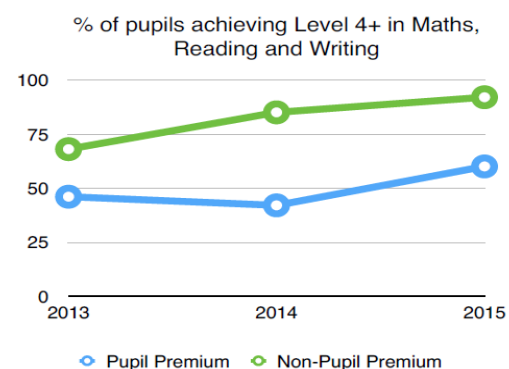
	2013	2014	2015
% of pupils making 2 levels (expected) progress in Reading FSM or CLA	73	92	100
% of pupils making 2 levels (expected) Progress in Reading non FSM or CLA	85	91	100



	2013	2014	2015
% of pupils making 2 levels (expected) progress in Writing FSM or CLA	91	92	100
% of pupils making 2 levels (expected) Progress in Writing non FSM or CLA	97	97	100



	2013	2014	2015
% achieving level 4 in Maths and English – FSM or CLA children	46	42	60
% achieving level 4 in Maths and English – Non FSM or CLA children	68	85	92



	2013	2014	2015
KS1 to KS2 Overall Value Added (VA) for FSM or CLA children	98.3	99.4	99.6
KS1 to KS2 Overall Value Added (VA) for non FSM or CLA children	100.3	100.5	101.1

