



Owls class daily schedule



Please try and log in to Reflex and Spelling Shed every day!

Try and practise your handwriting here regularly too: <https://alverton.eschools.co.uk/website/handwriting/461461>

Reading: Continue to read for at least 10 minutes every day and talk to an adult about any words that you don't know. Add any new words to your new vocabulary list. Check out https://alverton.eschools.co.uk/website/reading_resources/462727 for lots of ideas including e-books and comics that you can read online!

Phonics & Spelling: Choose a game from <https://new.phonicsplay.co.uk/> **username:** march20 and **password:** home OR <https://www.ictgames.com/mobilePage/literacy.html> OR LOOK HERE <https://www.bbc.co.uk/bitesize/topics/zcqqtftr> OR HERE <https://www.phonicsbloom.com> **YOU CAN PRACTISE ALL YOUR SOUNDS HERE:** <https://www.teachyourmonstertoread.com/digital-flashcards> **AND YOUR COMMON EXCEPTION WORDS HERE:** <https://www.ictgames.com/littleBirdSpelling/>

English:

Watch the story again here if you need to: <https://www.youtube.com/watch?v=oOPIbOV3YFY>

Today it's time to plan a recount for a postcard – you will become Little Phil and write to a friend to tell them everything that happened that day! You can use the sentences from yesterday to help you. There are some resources below – you can either use the blank planner or the one with sentence openers – it's up to you! Don't forget to check your rubric!

Maths:

We are using the White Rose maths resources. We have a school subscription so we can continue to access the worksheets – I will add these all to our page at the beginning of the week. Today we are on Summer **Week 10**/Lesson 3. Click on the links below for each year group.

<https://whiterosemaths.com/homelearning/year-1/>

<https://whiterosemaths.com/homelearning/year-2/>

Science: Watch the Surfers Against Sewage Ocean School lesson on Plastic Pollution (WEEK 6) and then have a go at the plastic timeline challenge sheet! <https://www.sas.org.uk/digital-ocean-school#>

Bonus challenge: be a plastic investigator at home (see sheet below)

Get Moving: Aim for **at least** half an hour of activity every day (but preferably much more than that!)

Rubric

- informal (chatty) language because you're talking to a friend
- interesting, exciting sentences that described what happened

ABC.

Capital letters.
Full stops.




Finger spaces.


abc



Neat handwriting.



Write on
the lines.



Think about it.

Do not forget these
things in your writing!

Postcard Planner

Use the pictures below to write a sentence about happened in chronological order.



Postcard Planner

Use the pictures below to write a sentence about happened in chronological order.



Postcard Planner

Use the pictures below to write a sentence about happened in chronological order.

You'll never guess what happened...




As soon as we got to the beach...



Anyway, we were having a great time and...

You'll never believe it but...



After that, he told us...

The thing is, he was really sad...



Postcard Planner

Use the pictures below to write a sentence about happened in chronological order.

Then...



I decided to take him to the...



When we got there...



Several hours later...



Guess what happened after that?...



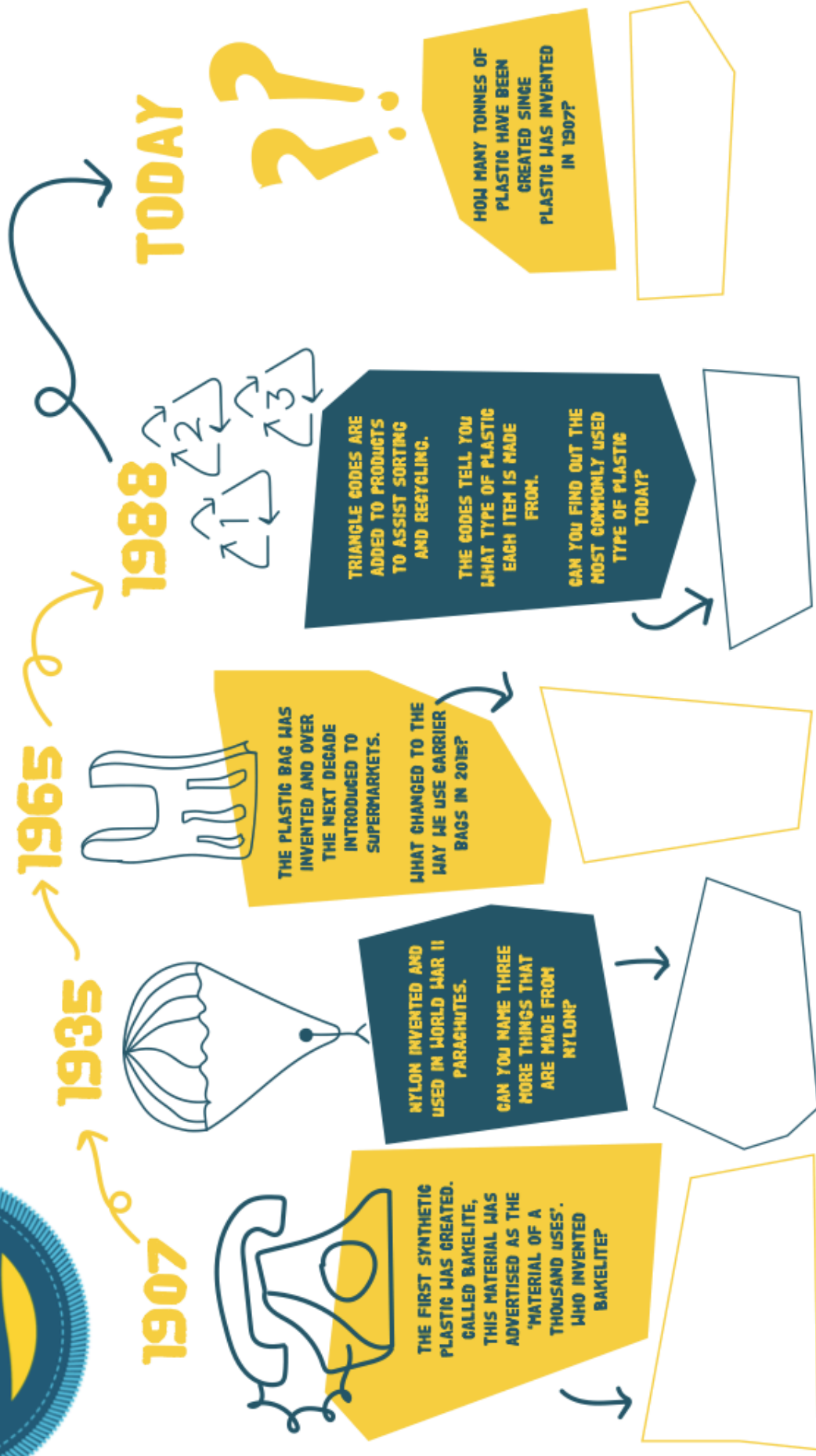
It really was...





PLASTIC TIMELINE CHALLENGE

CAN YOU FILL IN THIS PLASTIC FACT SHEET?





PLASTIC INVESTIGATION

THIS WEEK WE WOULD LIKE YOU TO SPEND ONE DAY BEING A PLASTIC INVESTIGATOR OF YOUR OWN HOME.

ALL YOU NEED TO DO IS NOTE DOWN EVERY TIME YOU USE SOMETHING DURING THE DAY THAT CONTAINS THE MATERIAL PLASTIC.

REMEMBER PLASTIC ISN'T ALWAYS A BAD THING! SO, WHILE YOU ARE INVESTIGATING WE WOULD LIKE YOU TO THINK ABOUT WHICH OF THESE ITEMS ARE NECESSARY AND WHICH AREN'T.

ITEM NAME:

USED FOR?:

IS THIS NECESSARY?:

[illegible]