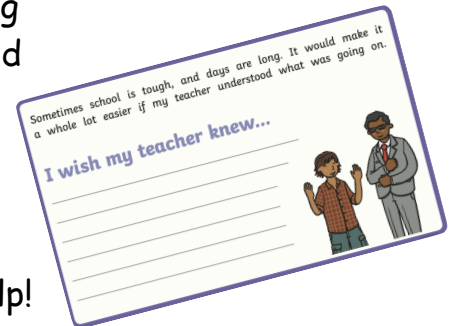


Welcome to Lanyon Class...

Is there something you would like me to know? Is there an aspect of your learning that you find trickier? Are you having any problems with friendships? Is there something that you'd like me to know about at home?

In this pack is a 'I wish my teacher knew' paper; you can use this to write a note to me if you need to - don't be afraid to be honest with me about how you are feeling; I'm here to help!



All About Me!

My name is _____

My birthday is _____ years old.

I am _____

My favourite colour is _____

My favourite food is _____

I live with my _____

My brothers and sisters are called _____

Things that I am really good at are, _____

My favourite TV programme is _____

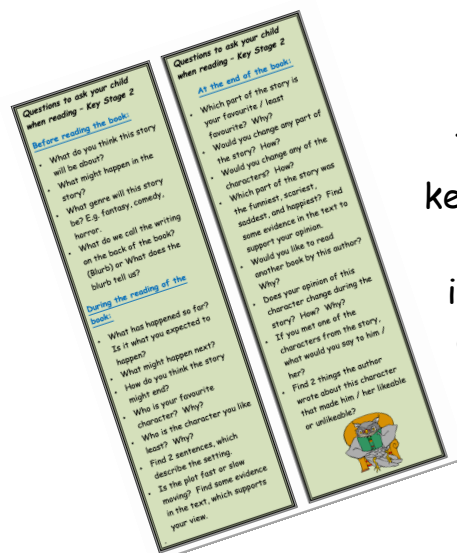
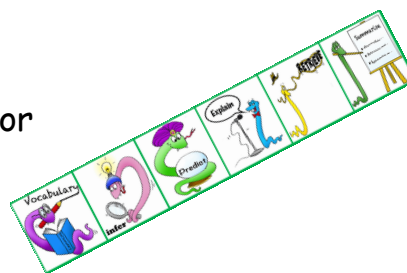
because _____

When I grow up I want to be _____

My best friend is called _____

Would you like to know a little more about your teacher? There is also an information sheet about your teacher in your pack so you can find out a little more about them too!

We will be using VIPERS to help with reading this year. There is a bookmark for you to finish so you can keep it in your reading book in school!



There's also a bookmark for you to keep at home for ideas when you are reading with your parents. It has ideas of questions they can ask you and things to talk about as you are reading.

All About Mrs Dennison

My name is Mrs Dennison.

My birthday is In June.

I am lots of years old.

My favourite colour is Turquoise.

My favourite food is Lasagne!.



I live with my daughter Layla and son Bobby.

My brothers and sisters are called _____.

Things that I am really good at are, Writing stories!

I like being active so I cycle a lot and try to keep fit!

I'm really good at telling jokes... :)


My favourite T.V. programme is Friends!

because It's easy to watch and very funny!

_____ **ed** _____

When I grow up I want to be A teacher or a forensic scientist.

My best friend is called Lisa.



**Questions to ask your child
when reading - Key Stage 2**

Before reading the book:

- What do you think this story will be about?
- What might happen in the story?
- What genre will this story be? E.g. fantasy, comedy, horror.
- What do we call the writing on the back of the book? (Blurb) or What does the blurb tell us?

During the reading of the book:

- What has happened so far? Is it what you expected to happen?
- What might happen next?
- How do you think the story might end?
- Who is your favourite character? Why?
- Who is the character you like least? Why?
- Find 2 sentences, which describe the setting.
- Is the plot fast or slow moving? Find some evidence in the text, which supports your view.

**Questions to ask your child
when reading - Key Stage 2**

At the end of the book:

- Which part of the story is your favourite / least favourite? Why?
- Would you change any part of the story? How?
- Would you change any of the characters? How?
- Which part of the story was the funniest, scariest, saddest, and happiest? Find some evidence in the text to support your opinion.
- Would you like to read another book by this author? Why?
- Does your opinion of this character change during the story? How? Why?
- If you met one of the characters from the story, what would you say to him / her?
- Find 2 things the author wrote about this character that made him / her likeable or unlikeable?



Sometimes school is tough, and days are long. It would make it a whole lot easier if my teacher understood what was going on.

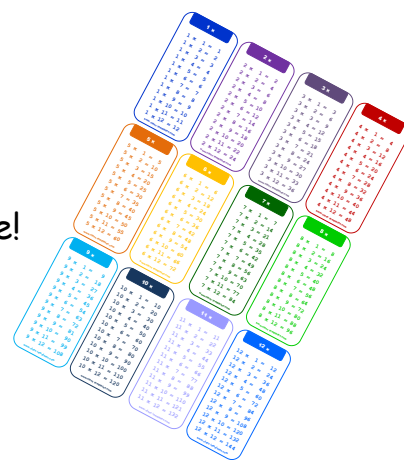
I wish my teacher knew...



twinkl.com

By the end of LKS2 you will need to know all of your timetables up to 12×12 .

There is a handy tool in this pack to help you to practise!



All About Me Selfie Writing Activity

Selfie

Name: _____

I am years old.

Things I love:

Subject: _____

Food: _____

Colour: _____

Book: _____

Hobby: _____

Three words that describe me:

1. _____
2. _____
3. _____

I'd also like to know a lot more about you. Can you complete the all about me sheet so I can get to know you too?

1 x

1 x	1	=	1
1 x	2	=	2
1 x	3	=	3
1 x	4	=	4
1 x	5	=	5
1 x	6	=	6
1 x	7	=	7
1 x	8	=	8
1 x	9	=	9
1 x	10	=	10
1 x	11	=	11
1 x	12	=	12

www.class-templates.com**2 x**

2 x	1	=	2
2 x	2	=	4
2 x	3	=	6
2 x	4	=	8
2 x	5	=	10
2 x	6	=	12
2 x	7	=	14
2 x	8	=	16
2 x	9	=	18
2 x	10	=	20
2 x	11	=	22
2 x	12	=	24

www.class-templates.com**3 x**

3 x	1	=	3
3 x	2	=	6
3 x	3	=	9
3 x	4	=	12
3 x	5	=	15
3 x	6	=	18
3 x	7	=	21
3 x	8	=	24
3 x	9	=	27
3 x	10	=	30
3 x	11	=	33
3 x	12	=	36

www.class-templates.com**4 x**

4 x	1	=	4
4 x	2	=	8
4 x	3	=	12
4 x	4	=	16
4 x	5	=	20
4 x	6	=	24
4 x	7	=	28
4 x	8	=	32
4 x	9	=	36
4 x	10	=	40
4 x	11	=	44
4 x	12	=	48

www.class-templates.com**5 x**

5 x	1	=	5
5 x	2	=	10
5 x	3	=	15
5 x	4	=	20
5 x	5	=	25
5 x	6	=	30
5 x	7	=	35
5 x	8	=	40
5 x	9	=	45
5 x	10	=	50
5 x	11	=	55
5 x	12	=	60

www.class-templates.com**6 x**

6 x	1	=	6
6 x	2	=	12
6 x	3	=	18
6 x	4	=	24
6 x	5	=	30
6 x	6	=	36
6 x	7	=	42
6 x	8	=	48
6 x	9	=	54
6 x	10	=	60
6 x	11	=	66
6 x	12	=	72

www.class-templates.com**7 x**

7 x	1	=	7
7 x	2	=	14
7 x	3	=	21
7 x	4	=	28
7 x	5	=	35
7 x	6	=	42
7 x	7	=	49
7 x	8	=	56
7 x	9	=	63
7 x	10	=	70
7 x	11	=	77
7 x	12	=	84

www.class-templates.com**8 x**

8 x	1	=	8
8 x	2	=	16
8 x	3	=	24
8 x	4	=	32
8 x	5	=	40
8 x	6	=	48
8 x	7	=	56
8 x	8	=	64
8 x	9	=	72
8 x	10	=	80
8 x	11	=	88
8 x	12	=	96

www.class-templates.com**9 x**

9 x	1	=	9
9 x	2	=	18
9 x	3	=	27
9 x	4	=	36
9 x	5	=	45
9 x	6	=	54
9 x	7	=	63
9 x	8	=	72
9 x	9	=	81
9 x	10	=	90
9 x	11	=	99
9 x	12	=	108

www.class-templates.com**10 x**

10 x	1	=	10
10 x	2	=	20
10 x	3	=	30
10 x	4	=	40
10 x	5	=	50
10 x	6	=	60
10 x	7	=	70
10 x	8	=	80
10 x	9	=	90
10 x	10	=	100
10 x	11	=	110
10 x	12	=	120

www.class-templates.com**11 x**


11 x	1	=	11
11 x	2	=	22
11 x	3	=	33
11 x	4	=	44
11 x	5	=	55
11 x	6	=	66
11 x	7	=	77
11 x	8	=	88
11 x	9	=	99
11 x	10	=	110
11 x	11	=	121
11 x	12	=	132

www.class-templates.com**12 x**

12 x	1	=	12
12 x	2	=	24
12 x	3	=	36
12 x	4	=	48
12 x	5	=	60
12 x	6	=	72
12 x	7	=	84
12 x	8	=	96
12 x	9	=	108
12 x	10	=	120
12 x	11	=	132
12 x	12	=	144

www.class-templates.com

All About Me Selfie Writing Activity



Name: _____

I am  **years old.**

Things I love: 

Subject:

Food:

Colour:

Book:







Hobby:

Three words that describe me:

1. _____

2. _____

3. _____

Vocabulary  Find and explain the meaning of words in context.	Infer  Make and justify inferences using evidence from the text.	Predict  Predict what will happen based from the details given or implied.	Explain  Explain how content is related and contributed to the meaning as a whole. Explain how meaning is enhanced through choice of language. Explain the themes and patterns that develop across the text. Explain how information contributes to the overall experience.	Retrieve  Retrieve and record information and identify key details from fiction and non-fiction.	Summarise  Summarise the main ideas from more than one paragraph.
Example questions <ul style="list-style-type: none"> • What do the words and suggest about the character, setting and mood? • Which word tells you that....? • Which keyword tells you about the character/setting/mood? • Find one word in the text which means..... • Find and highlight the word that is closest in meaning to..... • Find a word or phrase which shows/suggests that..... 	Example questions <ul style="list-style-type: none"> • Find and copy a group of words which show that... • How do these words make the reader feel? How does this paragraph suggest this? • How do the descriptions of show that they are • How can you tell that..... • What impression of do you get from these paragraphs? • What voice might these characters use? • What was thinking when..... • Who is telling the story? 	Example questions <ul style="list-style-type: none"> • From the cover what do you think this text is going to be about? • What is happening now? What happened before this? What will happen after? • What does this paragraph suggest will happen next? What makes you think this? • Do you think the choice of setting will influence how the plot develops? • Do you think... will happen? Yes, no or maybe? Explain your answer using evidence from the text. 	Example questions <ul style="list-style-type: none"> • Why is the text arranged in this way? • What structures has the author used? • What is the purpose of this text feature? • Is the use of effective? • The mood of the character changes throughout the text. Find and copy the phrases which show this. • What is the author's point of view? • What affect does have on the audience? • How does the author engage the reader here? • Which words and phrases did effectively? • Which section was the most interesting/exciting part? • How are these sections linked? 	Example questions <ul style="list-style-type: none"> • How would you describe this story/text? What genre is it? How do you know? • How did....? • How often....? • Who had...? Who is...? Who did....? • What happened to....? • What does.... do? • How is? • What can you learn from from this section? • Give one example of • The story is told from whose perspective? 	Example questions <ul style="list-style-type: none"> • Can you number these events 1-5 in the order that they happened? • What happened after? • What was the first thing that happened in the story? • Can you summarise in a sentence the opening/ middle/end of the story? • In what order do these chapter headings come in the story?