



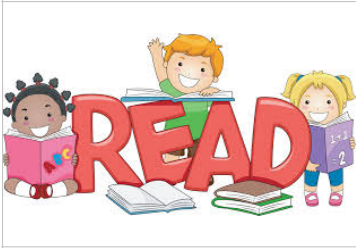


Kingfisher's Home Learning

Tuesday 7th July 2020

Here are today's lessons and activities. I hope you enjoy them!

Activity	Learning
	<p>Watch the story again here if you need to: https://www.youtube.com/watch?v=oOPIbOV3YEY</p> <p>We are going to work towards writing a postcard in role as Little Phil who will be writing to a friend to tell them all about what happened at the beach that day.</p> <p>To help us to do this, you need to read all of the sentences below with an adult. They're not in chronological order at the moment so does the story make sense? Have a think about the language Phil is using - it's informal (chatty) language because he is writing to someone that he knows well.</p> <p>Now cut out sentences and put them in the correct order. Make sure you keep checking that you are putting them in chronological order! You could ask yourself - is this in the beginning, middle or end of the story? Don't stick anything down until you are sure!</p> <p>Bonus challenges: Can you find some examples of informal (chatty) language? e.g. you'll never guess what... Can you add a sentence of your own to give some more details about the day?</p>
	<p>Summer Term - Week 10 - Lesson 2 - measure mass (kg) https://whiterosemaths.com/homelearning/year-2/</p> <p>As usual watch the video and have a go at the activities.</p> <p>Login to Reflex Maths and aim to get a 'Green Light'. This should take you about 20 minutes if you concentrate.</p>
	<p>Design a postcard which represents the beautiful area that we live in! Here are some ideas that you could include: St Michael's Mount; Jubilee Pool; Newlyn Harbour; the Prom; your favourite beach. Use collage, paint, pens or pencils to create your masterpiece!</p> <p>Bonus challenge: write and address your postcard and send it to someone!</p>

Kingfisher's Home Learning

 A cartoon bee with large eyes and wings, holding a pencil, flying towards the word 'spelling' written in a large, stylized, cursive font.	<p>This week our spellings focus on the ending -tion.</p> <p>Play a few games on Spelling Shed (or Nessy if you have an account).</p> <p>Practise every day for our test on Friday! Why not try writing them with joined up letters and using them for handwriting practise too?</p>
 A cartoon boy with red hair, wearing a green shirt, holding a pencil and writing on a purple cloud-like shape. The word 'Handwriting' is written in a large, stylized, cursive font.	<p>Take one of your spelling words. Can you put it into all four different types of sentences?</p> <ol style="list-style-type: none">1. A <u>statement</u> (a telling sentence)2. A <u>question</u> (an asking sentence - Don't forget the ?)3. A <u>command</u> (telling someone to do something)4. An <u>exclamation</u> (a What ...! Or How ...! sentence. Don't forget the !) <p>Remember your ascending and descending letters and don't forget your punctuation. ABC . ? !</p>
 Three cartoon children (two girls and one boy) are sitting on the floor, reading books. The word 'READ' is written in large, bold, red capital letters in the center.	<p>Read for at least 20 minutes and talk to an adult about your book.</p> <p>Why not send me a book review to post on the website for your friends?!</p>
 The words 'be Active!' are written in a playful, bubbly font. 'be' is in orange and 'Active!' is in red with a yellow outline.	<p>Aim for at least 30 minutes of physical activity a day - ideally a lot more!</p> <p>You could join in with PE with Joe, go walking, running or cycling or try some of the activities on our 'Be Active' page!</p>
 A cartoon green frog wearing glasses is sitting and reading a blue book. The words 'It's Story TIME' are written in a playful font above the frog. 'It's' is in black, 'Story' is in black, and 'TIME' is in large, colorful letters (red, yellow, green, blue, purple).	<p>Try to have at least 3 'story-times' a day!</p> <p>Listen to Mr Dawe or other teachers reading books on the school website. Listen to a parent read to you and choose a free audiobook to listen to together here ... https://stories.audible.com/discovery Try to have at least 3 'story-times' a day!</p>

The thing is, he was really sad. He told us that everyone called him the ugly sharkling so I gave him one of my famous tickles.



As soon as we got to the beach, we jumped straight in to the sea for a snorkel. You know how I love swimming.

I decided to take him to the dentist, so we dressed him up and pushed him all the way there.

You'll never guess what happened to Harry and I at the beach yesterday. We met a shark!



After that, he told us his name was Norman and he took us to his home on a sunken ship.

Anyway, we were having a great time and I didn't even notice that we were swimming right into the path of a massive shark!

When we got there, I gave the dentist a box full of shiny treasure and he said he'd do it!



You'll never believe it but the poor thing had no teeth and fish were poking fun at him.

Then, he told us he ran away from home and that's when I had a bright idea!

Several hours later, we pushed Norman home. He loved his new teeth and wanted to find his family.

Guess what happened after that? He gave us two solid gold shark's teeth!

It was the best day. I wish you could have been there. From Phil.